

Sheering Church of England Voluntary Con.. (8813131)

Total pupils	16
Pupils with KS1	16

FFT

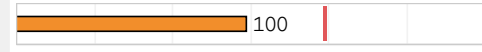
School Attainment **Nat. 2022** **Nat. 2019** **VA 2022**

		Nat. 2022	Nat. 2019	VA 2022
% Expected Read/Writ/Maths	13%	60%	65%	-66%
% Higher Read/Writ/Maths	0%	7%	11%	-13%
Scaled Score Read/GPS/Maths	98.2	104.3	105.2	-9.0
% Expected Reading	44%	75%	74%	-46%
% Higher Reading	19%	28%	27%	-24%
Scaled Score Reading	99.7	104.7	104.5	-8.1
% Expected Writing	75%	71%	79%	-13%
% Higher Writing	19%	13%	20%	-6%
Scaled Score Writing	101.9	101.3	101.8	-2.2
% Expected Maths	13%	73%	79%	-74%
% Higher Maths	0%	23%	27%	-31%
Scaled Score Maths	92.5	103.9	105.1	-12.1
% Expected GPS	63%	73%	78%	-27%
% Higher GPS	13%	29%	36%	-34%
Scaled Score GPS	100.8	105.1	106.4	-8.0
% Expected Science	100%	80%	83%	


EXS RWM		Attendance	
School	NAT	Cohort	Nat Y6
13%	60%	93.1%	92.9%

Attendance (COVID X): X = Absent

Reading Scaled Score



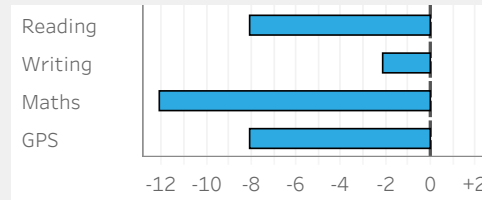
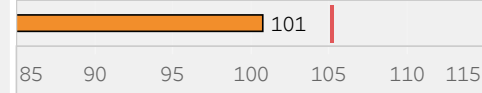
Writing Scaled Score



Maths Scaled Score



GPS Scaled Score



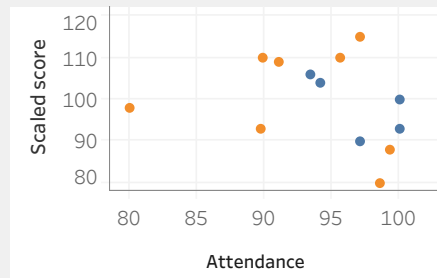
Pupil groups

	Pupils	Reading SS	Reading VA	Writing SS	Writing VA	Maths SS	Maths VA	GPS SS	GPS VA	Attendance
All Pupils	16	99.7	-8.1 ●	101.9	-2.2	92.5	-12.1 ●	100.8	-8.0 ●	93%
Female	11	100.4	-8.0 ●	101.4	-3.2 ●	90.8	-13.2 ●	100.4	-8.9 ●	91%
Male	5	98.6	-8.3 ●	103.0	+0.1	95.0	-10.5 ●	101.6	-6.4 ●	97%
Higher	6	104.4	-7.2 ●	108.0	-0.1	95.7	-11.5 ●	106.0	-7.8 ●	90%
Middle	9	99.1	-7.3 ●	99.0	-3.4 ●	92.5	-12.5 ●	98.4	-8.3 ●	95%
Lower	1	80.0	-17.6 ●	91.0	-3.1 ●	83.0	-12.1 ●	89.0	-7.8 ●	99%
FSM6	2	90.0	-21.8 ●	103.0	-2.1			98.5	-11.5 ●	91%
Not FSM6	14	100.5	-6.9 ●	101.7	-2.2	92.5	-12.1 ●	101.2	-7.5 ●	93%
Sch Support	3	87.0	-16.4 ●	91.0	-8.7 ●	86.0	-14.9 ●	92.0	-11.1 ●	96%
Not SEN	2	100.0	-11.6 ●	103.0	-5.0 ●	95.0	-12.6 ●	101.5	-12.4 ●	93%
Autumn	4	101.3	-6.5 ●	103.0	-0.3	94.0	-11.9 ●	98.8	-8.9 ●	88%
Spring	6	99.3	-9.7 ●	102.3	-3.3 ●	90.0	-14.5 ●	104.2	-7.1 ●	95%
Summer	6	99.2	-7.8 ●	100.7	-2.3	92.6	-11.3 ●	99.3	-8.3 ●	94%

Show on X axis: Attendance

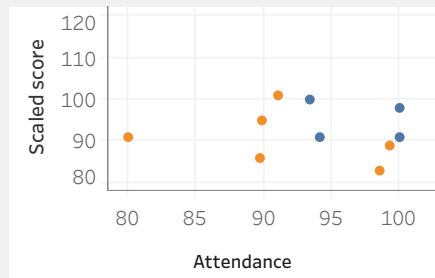
Scaled Score Reading

Female (orange) | Male (blue)



Scaled Score Maths

Female (orange) | Male (blue)



Scaled Score GPS

Female (orange) | Male (blue)

